

PRODUCT DATASHEET

CWS100-AV

CONVENTIONAL WALL SOUNDER VAD (RED)

The CWS100-AV Conventional Wall Sounder VAD forms the core of our EN54-23 modular visual alarm device (VAD) range. The unit can either be used as a standalone conventional device or as an intelligent unit by the addition of a wired module (ALWS-MOD) or wireless module (SGWS-MOD). All devices are weather proof therefore this combined with the modular approach means the majority of applications can be achieved with very few stock components. The unit is equipped with 3 levels of volume adjustment, high output LED beacon and 32 recognised tones which can be set via the control equipment or locally at the sounder.

Note: Also available in white.



KEY FEATURES

- Flexible modular design
- 5 year product warranty
- 3rd party approval to EN54-3 (Type B) and EN54-23
- 32 Tone Settings
- Two stage alarm capability
- Weatherproof as standard
- Easy to install
- Silent sounders setting for beacon only use
- Microphone self test facility
- Robust & high reliability

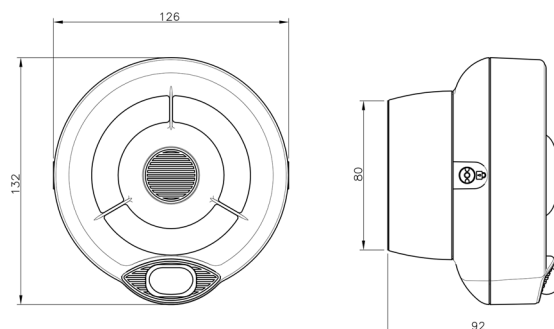
Note: Functionality is dependant on the control equipment and module selection.

TECHNICAL SPECIFICATION

- | | |
|--------------------------------------|------------------------|
| ■ Power supply voltage range | 15Vdc – 40Vdc |
| ■ Activated current load (High Vol.) | 11-25 mA at 24 Vdc |
| ■ Acoustic Frequency range | 400-2900 Hz |
| ■ Maximum acoustic Output | 100 dB(A) @ 1m |
| ■ Visual Alarm Device Frequency | 0.5 Hz or 1 Hz |
| ■ EN54-23 Classification | W-2.5-7 |
| ■ Temperature range (no icing) | -25°C to +70°C |
| ■ Unit weight (inc Back box) | 290g |
| ■ Max humidity (non condensing) | 95% RH |
| ■ Ingress Protection | Designed to meet IP 65 |

Note: Certified device performance may vary depending on the approval body.

TECHNICAL INFORMATION



STANDARDS & APPROVALS

- BS EN 54-3 (Type B):
Fire Alarm Device, Sounders
- BS EN 54-23: Fire Alarm Devices,
Visual Alarm Devices



0832



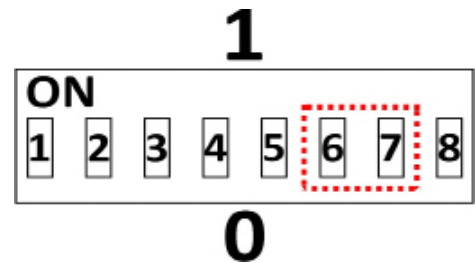
928y

PRODUCT DATASHEET CWS100-AV

OUTPUT VOLUME SETTING

Use the DIP switch at the back of the sounder body for setting the output volume; in particular, switches 6 and 7 are used. The switches positioned upwards acquire value "1" or when positioned downwards acquire value "0".

Refer to table below and set the position of both switches 6 and 7 according to the required volume when the sounder is active.



| Tone volume | Switch 6 | Switch 7 | dB(A) evaluation | Notes |
|-------------|----------|----------|------------------|-----------|
| HIGH | 1 | 1 | 100 dB(A) +0/-3 | All tones |
| MEDIUM HIGH | 0 | 1 | | All tones |
| MEDIUM LOW | 1 | 0 | | All tones |
| LOW | 0 | 0 | | |

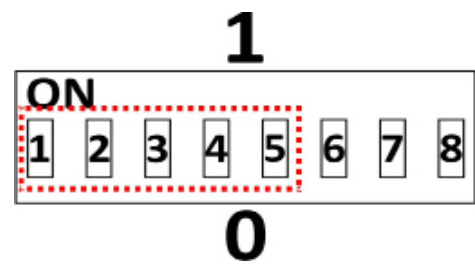
OUTPUT TONE SETTING

Use the DIP switch at the back of the sounder body for setting the output tone; in particular, switches 1 to 5 are used. The switches positioned upwards acquire value "1" or when positioned downwards acquire value "0".

Using the DIP switches it is possible to select a tone between 1 and 32. Utilises the Standard or Alternative wiring connections determines whether this tone is selected from the Standard or Alternative tone tables (Page 4 and 5), when the sounder is activated.

When using the Intelligent interface module the Standard and alternative tones may be selected via the loop protocol and control panel settings.*

*Note: Not all functionality may be available on all control equipment. Contact technical support for specific advice.



STANDARD TONE TABLE

| No: | Tone Description | Tone Description | 1 | 2 | 3 | 4 | 5 |
|-----|------------------------------------|---|---|---|---|---|---|
| 1 | Warble Tone | 800Hz for 500ms, then 1000Hz for 500ms | 1 | 1 | 1 | 0 | 1 |
| 2 | Continous Tone | 970Hz continuous tone | 0 | 1 | 0 | 1 | 1 |
| 3 | Slow Whoop (Dutch) | 500-1200Hz for 3500ms, then off for 500ms | 1 | 0 | 1 | 0 | 1 |
| 4 | German DIN Tone | 1200Hz-500Hz sweep every 1000ms (1Hz) | 0 | 0 | 1 | 1 | 1 |
| 5 | Alternative HF slow sweep | 2350Hz-2900Hz sweep every 333ms (3Hz) | 1 | 0 | 0 | 1 | 0 |
| 6 | Alternative Warble | 800Hz for 250ms, then 960Hz for 250ms | 1 | 1 | 1 | 1 | 0 |
| 7 | Alternative Warble | 500Hz for 250ms, then 600Hz for 250ms | 1 | 1 | 1 | 1 | 0 |
| 8 | Analogue Sweep Tone | 500Hz-600Hz sweep every 500ms (2Hz) | 1 | 0 | 1 | 0 | 0 |
| 9 | Australian Alert (intermittent) | 970Hz for 625ms, then off for 625ms | 1 | 0 | 0 | 0 | 1 |
| 10 | Australian Evac (slow whoop) | 500-1200Hz sweep for 3750ms, then OFF for 250ms | 1 | 0 | 1 | 1 | 0 |
| 11 | FP1063.1- Telecom | 800Hz for 250ms, then 970Hz for 250ms | 0 | 0 | 0 | 0 | 1 |
| 12 | French Tone (Afnor) | 554Hz for 100ms then 440Hz for 400ms | 0 | 0 | 0 | 0 | 1 |
| 13 | HF Back Up interrupted Tone | 2800Hz for 1sec then off for 1 second | 1 | 1 | 0 | 1 | 1 |
| 14 | HF Back Up interrupted Tone (fast) | 2800Hz for 150ms, then off for 150ms | 1 | 1 | 0 | 0 | 1 |
| 15 | HF Continous | 2800Hz continuous | 0 | 1 | 0 | 0 | 1 |
| 16 | Interrupted Tone | 800Hz for 500ms, then off for 500ms | 0 | 1 | 1 | 1 | 1 |
| 17 | Interrupted Tone medium | 1000Hz for 250ms, then off for 250ms | 0 | 1 | 1 | 0 | 1 |
| 18 | ISO 8201 LF BS5839 Pt1 1988 | 970Hz for 500ms, then OFF for 500ms | 0 | 1 | 1 | 1 | 0 |
| 19 | ISO 8201 HF | 2800Hz for 500ms, then OFF for 500ms | 0 | 1 | 1 | 0 | 0 |
| 20 | LF Backup Alarm | 800Hz for 150ms, then OFF for 150ms | 1 | 1 | 0 | 1 | 0 |
| 21 | LF Buzz | 800Hz-950Hz sweep every 9ms | 0 | 1 | 0 | 1 | 0 |
| 22 | LF Continous Tone BS5839 | 800Hz continuous | 1 | 1 | 0 | 0 | 0 |
| 23 | Silent | No Sound | 1 | 1 | 1 | 1 | 1 |
| 24 | Siren 2 way ramp (long) | 500-1200Hz rising for 3000ms, then falling for 3000ms | 0 | 0 | 0 | 0 | 0 |
| 25 | Siren 2 way ramp (short) | 500-1200Hz rising for 250ms, then falling for 250ms | 0 | 0 | 0 | 1 | 0 |
| 26 | Swedish All Clear | 660Hz continuous | 0 | 0 | 1 | 0 | 0 |
| 27 | Swedish Fire Signal | 660Hz for 150ms, then OFF for 150ms | 0 | 0 | 1 | 1 | 0 |
| 28 | Sweep Tone (1Hz) | 800-900Hz sweep every 1000ms | 1 | 0 | 1 | 1 | 1 |
| 29 | Sweep Tone (3Hz) | 800-970Hz sweep every 333ms | 1 | 0 | 0 | 1 | 1 |
| 30 | Sweep Tone (9Hz) | 800-970Hz sweep every 111ms | 0 | 1 | 0 | 0 | 0 |
| 31 | US Temporal Pattern HF | (2900Hz for 500ms,then 500ms off) x3 then 1500ms off | 0 | 0 | 0 | 1 | 1 |
| 32 | LF Sweep (Cranford Tone) | 800Hz -1000Hzsweep every 500ms (2Hz) | 1 | 0 | 0 | 0 | 0 |

ALTERNATIVE TONE TABLE

| No: | Tone Description | Tone Description | 1 | 2 | 3 | 4 | 5 |
|-----|------------------------------|---|---|---|---|---|---|
| 1 | Continuous Tone | 800Hz continuous | 1 | 1 | 1 | 0 | 1 |
| 2 | Continuous Tone | 1000Hz continuous tone | 0 | 1 | 0 | 1 | 1 |
| 3 | Slow Whoop (Dutch) | 500-1200Hz for 3500ms, then off for 500ms | 1 | 0 | 1 | 0 | 1 |
| 4 | Continuous Tone | 800Hz continuous | 0 | 0 | 1 | 1 | 1 |
| 5 | Continuous Tone | 2400Hz continuous | 1 | 0 | 0 | 1 | 0 |
| 6 | Continuous Tone | 800Hz continuous | 1 | 1 | 1 | 1 | 0 |
| 7 | Continuous Tone | 500Hz continuous | 1 | 1 | 1 | 1 | 0 |
| 8 | Continuous Tone | 500Hz continuous | 1 | 0 | 1 | 0 | 0 |
| 9 | Continuous Tone | 2400Hz continuous | 1 | 0 | 0 | 0 | 1 |
| 10 | Australian Evac (slow whoop) | 500-1200Hz sweep for 3750ms, then OFF for 250ms | 1 | 0 | 1 | 1 | 0 |
| 11 | Siren 2 way ramp (short) | 500-1200Hz rising for 250ms, then falling for 250ms | 0 | 0 | 0 | 0 | 1 |
| 12 | Continuous Tone | 800Hz continuous | 0 | 0 | 0 | 0 | 1 |
| 13 | Continuous Tone | 2800Hz continuous | 1 | 1 | 0 | 1 | 1 |
| 14 | Continuous Tone | 800Hz continuous | 1 | 1 | 0 | 0 | 1 |
| 15 | Continuous Tone | 2800Hz continuous | 0 | 1 | 0 | 0 | 1 |
| 16 | Continuous Tone | 800Hz continuous | 0 | 1 | 1 | 1 | 1 |
| 17 | Continuous Tone | 800Hz continuous | 0 | 1 | 1 | 0 | 1 |
| 18 | ISO 8201 LF BS5839 Pt1 1988 | 970Hz for 500ms, then OFF for 500ms | 0 | 1 | 1 | 1 | 0 |
| 19 | ISO 8201 HF | 2850Hz for 500ms, then OFF for 500ms | 0 | 1 | 1 | 0 | 0 |
| 20 | Continuous Tone | 800Hz continuous | 1 | 1 | 0 | 1 | 0 |
| 21 | Continuous Tone | 800Hz continuous | 0 | 1 | 0 | 1 | 0 |
| 22 | Continuous Tone | 800Hz continuous | 1 | 1 | 0 | 0 | 0 |
| 23 | Continuous Tone | 800Hz continuous | 1 | 1 | 1 | 1 | 1 |
| 24 | Continuous Tone | 800Hz continuous | 0 | 0 | 0 | 0 | 0 |
| 25 | Continuous Tone | 800Hz continuous | 0 | 0 | 0 | 1 | 0 |
| 26 | Continuous Tone | 660Hz continuous | 0 | 0 | 1 | 0 | 0 |
| 27 | Swedish Fire Signal | 660Hz for 150ms, then OFF for 150ms | 0 | 0 | 1 | 1 | 0 |
| 28 | Continuous Tone | 800Hz continuous | 1 | 0 | 1 | 1 | 1 |
| 29 | Continuous Tone | 800Hz continuous | 1 | 0 | 0 | 1 | 1 |
| 30 | Continuous Tone | 800Hz continuous | 0 | 1 | 0 | 0 | 0 |
| 31 | Continuous Tone | 2900Hz continuous | 0 | 0 | 0 | 1 | 1 |
| 32 | Continuous Tone | 800Hz continuous | 1 | 0 | 0 | 0 | 0 |