

## PRODUCT DATASHEET

### ALBS100-32

## SLAVE BASE SOUNDER

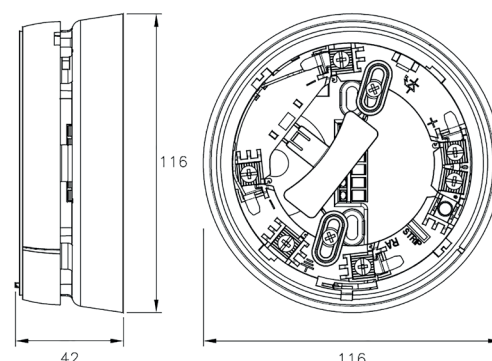
The ALBS1000-32 is an aesthetically pleasing low profile Base Sounder. When used in conjunction with an associated intelligent detector the unit can be controlled via the cause and effect programming of a compatible control panel utilising the Argus digital protocol. The unit has integral DIP switches allowing the independent adjustment of both sounder Volume and Tone settings. The unit's integral detector base has easy access for loop cabling and allows for the connection of both the sounder and associated detector via a single set of cable terminations.



## KEY FEATURES

- Low current, high output local sounder
- Selection of 32 tones\*
- Tone and volume set via DIP switch
- Adjustable volume output
- Compatible with all Altair detectors
- 5 year product warranty
- Includes device identification tab
- Easy central cable entry

## TECHNICAL INFORMATION



\* Refer to tone table for descriptions and approved tones. Controlled from panel via detector.

## TECHNICAL SPECIFICATION

- |                                   |                                  |
|-----------------------------------|----------------------------------|
| ■ Loop voltage range              | 15Vdc – 32Vdc (typically 24Vdc)* |
| ■ Standby Current                 | 70µA @ 24Vdc                     |
| ■ Current consumption (activated) | 5 - 9.5mA @ 24Vdc**              |
| ■ Maximum Volume                  | 94dBA @ 1 metre                  |
| ■ Tone Range                      | 440Hz - 2900Hz                   |
| ■ Dimensions of device            | 116mm x 42mm                     |
| ■ Weight                          | 188g                             |
| ■ Temperature Range (no icing)    | -10°C to +55°C                   |
| ■ Max. humidity (non condensing)  | 95% RH                           |
| ■ Max. number of loop addresses   | 240                              |

## STANDARDS & APPROVALS

- BS EN54-3: Sounders



0832



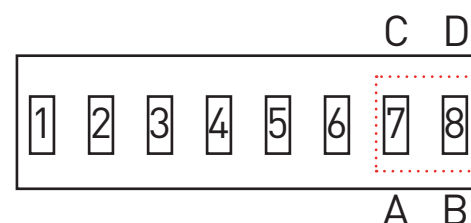
928w

\*Min 18Vdc for operation of LED. \*\*Dependent on tone/volume settings.

## OUTPUT VOLUME SETTING

Use the DIP switches located under the adaptor base of the sounder body for setting the output volume. To access the switches unscrew the front base and carefully slide it off the sounder block being careful not to damage the connector cables.

Switches 7 and 8 are used to select positions A to D in accordance with the table below.



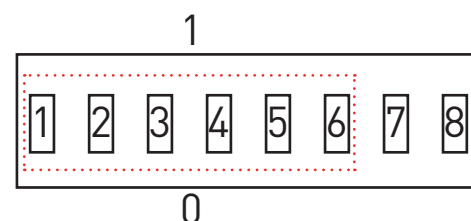
Tone volume	Switch 7	Switch 8	dB evaluation	Current Draw
HIGH	C	B	94dB	9.5mA
MEDIUM	A	D	91dB	5.5mA
LOW	A	B	89dB	4.5mA

## OUTPUT TONE SETTING

Use the DIP switches located under the adaptor base of the sounder body for setting the output tone. To access the switches unscrew the front base and carefully slide it off the sounder block being careful not to damage the connector cables.

Switches 1 to 5 are used. When positioned upwards acquire value "1" or when positioned downwards acquire value "0".

Using the DIP switches it is possible to select a tone between 1 and 32 from the Standard tone table on page 3 when the sounder is activated.\*



\*Note: Not all functionality may be available on all control equipment. Contact technical support for specific advice.

## TONE TABLE

Tone No.	Tone	Description	Switch 23456
1	Warble Tone	800Hz for 500ms, then 1000Hz for 500ms	11101
2	Continuous tone	970Hz continuous	01011
3	Slow Whoop (Dutch)	500Hz-1200Hz swept for 3500ms, then off for 500ms	10101
4	German DIN tone	1200Hz-500Hz swept every 1000ms (1Hz)	00111
5	Alternate HF slow sweep	2350Hz-2900Hz swept every 333ms (3Hz)	10010
6	Alternative warble	800Hz for 250ms, then 960Hz for 250ms	11110
7	Alternative warble	500Hz for 250ms, then 600Hz for 250ms	11100
8	Analogue sweep tone	500Hz-600Hz swept every 500ms (2Hz)	10100
9	Australian Alert (Intermittent tone)	970Hz for 625ms, then off for 625ms	10001
10	Australian Evac (slow whoop)	500Hz-1200Hz for 3750ms, then off for 250ms	10110
11	FP1063.1-Telecom	800Hz for 250ms, then 970Hz for 250ms	00001
12	French tone AFNOR	554Hz for 100ms, then 440Hz for 400ms	00101
13	HF Back up Interrupted tone	2800Hz for 1000ms, then off for 1000ms	11011
14	HF Back up Interrupted tone - fast	2800Hz for 150ms, then off for 150ms	11001
15	HF Continuous	2800Hz continuous	01001
16	Interrupted tone	800Hz for 500ms, then off for 500ms	01111
17	Interrupted tone medium	1000Hz for 250ms, then off for 250ms	01101
18	ISO 8201 LF BS5839 Pt 1 1988	970Hz for 500ms, then off for 500ms	01110
19	ISO8201 HF	2850Hz for 500ms, then off for 500ms	01100
20	LF Back up Alarm	800Hz for 150ms, then off for 150ms	11010
21	LF Buzz	800Hz-950Hz swept every 9ms (110Hz)	01010
22	LF Continuous tone BS5839	800Hz continuous	11000
23	LF Sweep	800Hz-1000Hz swept every 500ms (2Hz)	11111
24	Siren 2 way ramp (long)	500Hz-1200Hz rising for 3000ms, 1200Hz-500Hz falling for 3000ms	00000
25	Siren 2 way ramp (short)	500Hz-1200Hz rising for 250ms, 1200Hz-500Hz falling for 250ms	00010
26	Swedish all clear signal	660Hz continuous	00100
27	Swedish Fire signal	660Hz for 150ms, then off for 150ms	00110
28	Sweep tone (1 Hz)	800Hz-900Hz swept every 1000ms (1Hz)	10111
29	Sweep tone (3 Hz)	800Hz-970Hz swept every 333ms (3Hz)	10011
30	Sweep tone (9 Hz)	800Hz-970Hz swept every 111ms (9Hz)	01000
31	US Temporal Pattern HF	2900Hz for 500ms on, 500ms off (x3), then 1500ms off	00011
32	US Temporal Pattern LF	950Hz for 500ms on, 500ms off (x3), then 1500ms off	10000