

## DATASHEET INTELLIGENT (CATEGORY P) HEAT DETECTOR

A3500

The A3500 Intelligent Heat Detector is a point detection device that continuously samples for temperature variation in the protected area to provide the earliest warning of a fire condition in areas where traditional smoke detection products are not suitable. This detector forms part of the Altair range of aesthetically pleasing low profile detection and alarm products and is fully compatible\* with all fire control equipment utilising the Argus fully digital communication protocol. An integral magnet test facility allows easy activation to verify correct functionality and reporting.



\*For BASE COMPATIBILITY see page 2

### KEY FEATURES

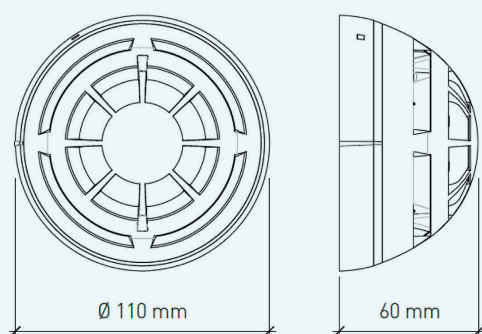
- Multiple modes of operation
- Auto addressing capability on compatible fire control panels
- Bi-directional isolator to protect against cable faults
- Utilises fully digital Argus protocol with high noise rejection
- Dual bi-colour LEDs providing 360° cone of visibility
- Open style mounting base offers easy wiring and low pressure locking
- Programmable using the Device Programming Tool
- Magnet test capability
- 5 year product warranty

### TECHNICAL SPECIFICATION

Loop voltage	15Vdc – 40Vdc *
Average standby current	85µA @ 24Vdc
Remote Output Max Current	20mA
Dimensions (inc. base)	110mm x 60mm
Temperature Range (no icing)	-30°C / +70°C
Max tolerated humidity (non condensing)	95% RH
Max number of loop addresses	240
Weight (standard base included)	130 g
IP rating	40 (42 with base's waterproof protection)

\*Minimum 18V with LED operation

### TECHNICAL INFORMATION



### STANDARDS & APPROVALS

- EN 54-5: Heat Detectors - Point Detectors
- EN 54-17: Short-circuit isolators



# DATASHEET

## INTELLIGENT (CATEGORY P) HEAT DETECTOR

A3500

### LED INDICATORS

The detector is equipped with two tri-colour LEDs mounted to give 360 degree visibility. These indicators display device status and condition\*:

NOTE : The LED indicators are managed directly by the fire control panel and the Green (blinking) can be disabled by the installer at the fire control panel or via the hand-held programming unit.

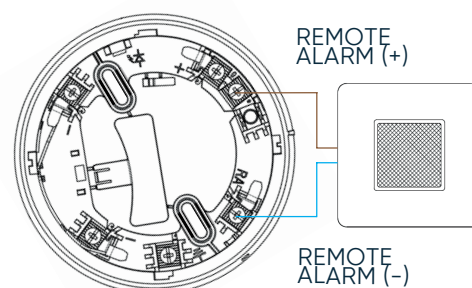
\* All functionality may not be available on all control equipment

- **Green:** Normal operational status (blinking)
- **Red:** Detector in an alarm condition
- **Amber:** Detector in a fault condition

### REMOTE OUTPUT CAPABILITY

A remote output capability is available as a standard feature on this device. This allows the connection of a Remote Indicator Module or a compatible Platform Sounder (check power requirements) to be connected to the detector base terminals and controlled from the fire alarm control panel.

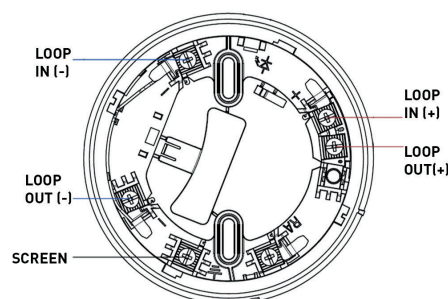
NOTE: If other equipment is connected to the remote output, its supply current must be limited by using an adequate resistor. Consult the TECHNICAL SPECIFICATIONS and assess the external device current absorption value. Ensure correct cable polarity.



### INSTALLATION - WIRING

The detector must be mounted on a compatible detector base and all analogue loop wiring must be correctly terminated as shown:

- Connections to the detector base terminals are polarity sensitive.
- Care should be taken to ensure correct cable polarity.



### BASE COMPATIBILITY

This device is compatible with the following Argus bases and base sounders:

<b>LAB 1000</b>	Intelligent Base
<b>ALBLS100-32</b>	Intelligent Addressable Base Sounder
<b>ALBLS100-32/AV</b>	Intelligent Addressable Base Sounder VAD

